



Product Update

SER 15-005

SpiderLine THLL New vs. Legacy Component Mixing

May 21, 2015

PURPOSE
 There has been some confusion if it is acceptable to mix New SpiderLine THLL with Legacy Spider-Line THLL or other Manufacture Components and whether the resultant system would meet OSHA requirements.

<p>COMPLIANCE CATEGORY</p> <p><input type="checkbox"/> Safety Failure to comply with this product update could result in personal injury. Compliance is mandated within a specific operating time.</p> <p><input type="checkbox"/> Compliance Required Identifies the need for action to correct a condition that, if left uncorrected, may result in reduced equipment reliability or efficiency. Compliance may be required within a specific operating time.</p> <p><input type="checkbox"/> Optional Identifies changes that may be beneficial to some, but not necessarily all. Accomplishment at customers discretion.</p> <p><input checked="" type="checkbox"/> Notification Customer communication, no action required.</p>	<p>PRIORITY CODE</p> <p><input type="checkbox"/> 1 Prior to unit startup or prior to continued operation (Immediate Action Required)</p> <p><input type="checkbox"/> 2 At first opportunity (Prior to Next Scheduled Maintenance Interval)</p> <p><input type="checkbox"/> 3 Next Scheduled Maintenance Interval</p> <p><input checked="" type="checkbox"/> 4 Optional / Notification</p>
---	--

PRODUCT MODELS AFFECTED

<input type="checkbox"/> SC1000/1500	<input type="checkbox"/> SC30	<input type="checkbox"/> SC40	<input type="checkbox"/> Zmac	<input type="checkbox"/> Astro	<input type="checkbox"/> ST-17	<input type="checkbox"/> ST-19
<input type="checkbox"/> ST-26	<input type="checkbox"/> ST-180	<input type="checkbox"/> Platforms	<input type="checkbox"/> BAP	<input type="checkbox"/> TAP	<input type="checkbox"/> Other:	
<input type="checkbox"/> Hoist Accessories		<input type="checkbox"/> Platform Accessories		<input type="checkbox"/> Rigging Accessories		<input checked="" type="checkbox"/> Safety Accessories


COMPONENT SYSTEM

<input type="checkbox"/> Electrical	<input type="checkbox"/> Mechanical	<input checked="" type="checkbox"/> Safety	<input type="checkbox"/> Other:
-------------------------------------	-------------------------------------	--	---------------------------------

SUB COMPONENT
New SpiderLine Temporary Horizontal LifeLine system; **Legacy** Spider-Line (P/N P-XXXXX) components; other manufacture (Safe Approach) components.

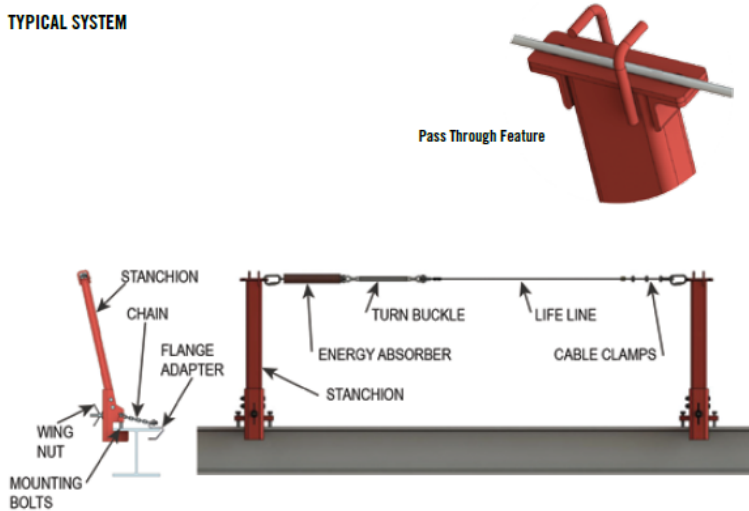
ACTION REQUIRED

The **New** SpiderLine Temporary Horizontal LifeLine system (P/N 700783-XXX) meets the requirements of ANSI Z359-2007, CSA Z259.13-04, and OSHA, when the system is comprised exclusively of New SpiderLine components (708780-1 Post with related mountings; 709026-2 Energy Absorber & 708784 Cable) and is installed per instructions in Operators Manual 709025 and labels 709018-x and 709019-x. If a combination of **New** and **Legacy** SpiderLine (P/N P-XXXXX) components is used, the system meets OSHA requirements. If **New** or **Legacy** SpiderLine components are used in combination with components from **other manufacturers**, a Competent Person must determine if the system meets OSHA requirements.



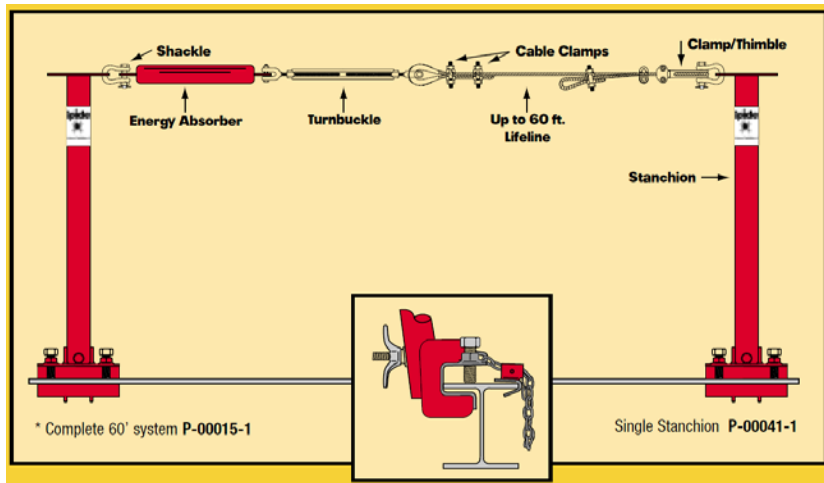
New SpiderLine THLL: Red rectangle stanchions

TYPICAL SYSTEM



708781-1	STANCHION ASSY;THLL
708870-1	STANCHION ASSY;DEEP; THLL
709465-1	ANCHOR ASSY;THLL;BOLT DOWN
709465-2	ANCHOR ASSY;THLL;WELD DOWN
709465-3	ANCHOR ASSY;THLL;WELD;NO PLATE
710475-1	STANCHION ASSY;PRE-CAST;END
710476-1	STANCHION ASSY;PRE-CAST;BASE
708780-1	TUBE ASSY;THLL
709166-1	BRACKET ASSY;THLL;DEEP
709165-1	BRACKET ASSY;THLL
708783-60	LIFELINE ASSY;THLL;60'
708783-120	LIFELINE ASSY;THLL;120'
708783-180	LIFELINE ASSY;THLL;180'
708783-240	LIFELINE ASSY;THLL;240'
708783-300	LIFELINE ASSY;THLL;300'
708784-60	CABLE ASSY;THLL;60'
708784-120	CABLE ASSY;THLL;120'
708784-180	CABLE ASSY;THLL;180'
708784-240	CABLE ASSY;THLL;240'
708784-300	CABLE ASSY;THLL;300'
709026-1	SHOCK ABSORBER ASSY;THLL
709164-1	TURNBUCKLE ASSY;5/8X6"-CLV&CTR
595755	TURNBUCKLE;5/8 X 12 JAW-JAW
A-00672-5	THIMBLE;WIRE ROPE;GALV;5/16DEA
P-00228	CARABINER;TWISTLOCK;115.7mm LG
233740	FIST GRIP;5/16"

Legacy Spider-Line: THLL Red round stanchions



Note: Legacy Spider-Line THLL and Safe Approach use similar part numbers

P-00039-1	Inline Energy Absorber
P-00149-1	2-1/4" Flange Adapter
P-00149-2	3-1/2" Flange Adapter
P-00149-3	Bolt-on Stanchion Pass Through Device
P-00149-4	Stanchion Adapter Plate
P-00041-1	Steel I-Beam Stanchion
P-00041-10	Concrete Stanchion (or Steel bolt-on)
P-00041-CA	Stanchion Chain Assembly
P-00041-1B	Stanchion Mounting Bolt
P-00041-1P	Stanchion Pin
P-00147-40	CABLE;ASSY;SPIDER-LINE;40FT
P-00147-60	CABLE;ASSY;SPIDER-LINE;60FT
P-00147-SH	Cable Assembly Shackle
P-00147-LT	Cable Assembly Adj Clamp/Thimble
P-00147-TH	Cable Assembly Thimble
P-00147-TB	Cable Assembly Turnbuckle

Other Manufacture (Safe Approach): Orange round stanchions and Energy Absorber



ACCOMPANYING DOCUMENTS

None