

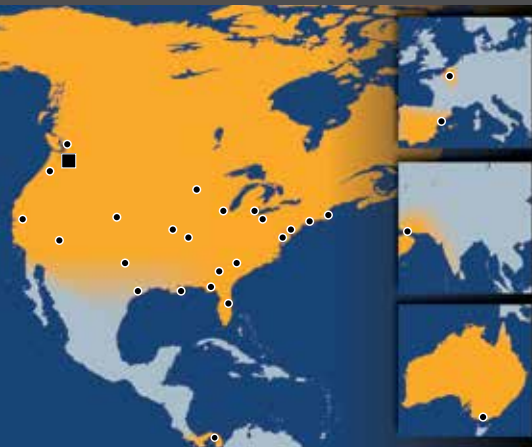
Spider Knockdown Mod

Spider Knockdown is a versatile, flexible, and cost-effective modular knockdown suspended platform that provides a safe, secure and stable access solution for a variety of construction, maintenance, restoration, painting and inspection projects. Spider knockdown meets or exceeds industry standards and can be easily interchangeable with other leading products and accessories on the market.



Spider Knockdown

Service available worldwide through 24 Spider operation centers



Spider Knockdown Modular Platform

Safe, Simple, and Stable

High load capacity - up to 2000 lb

Built-in toeboards

Removable and adjustable guardrails allow easier and faster installation

Aluminum extrusion components resist corrosion from harsh environmental usage

One step self-locking pins provide added safety and are easy to use

Meets or exceeds the toughest safety standards

Versatile, Flexible, and Cost-effective

A variety of configurations enables the platform to fit into tight, hard-to-reach working spaces for various access applications

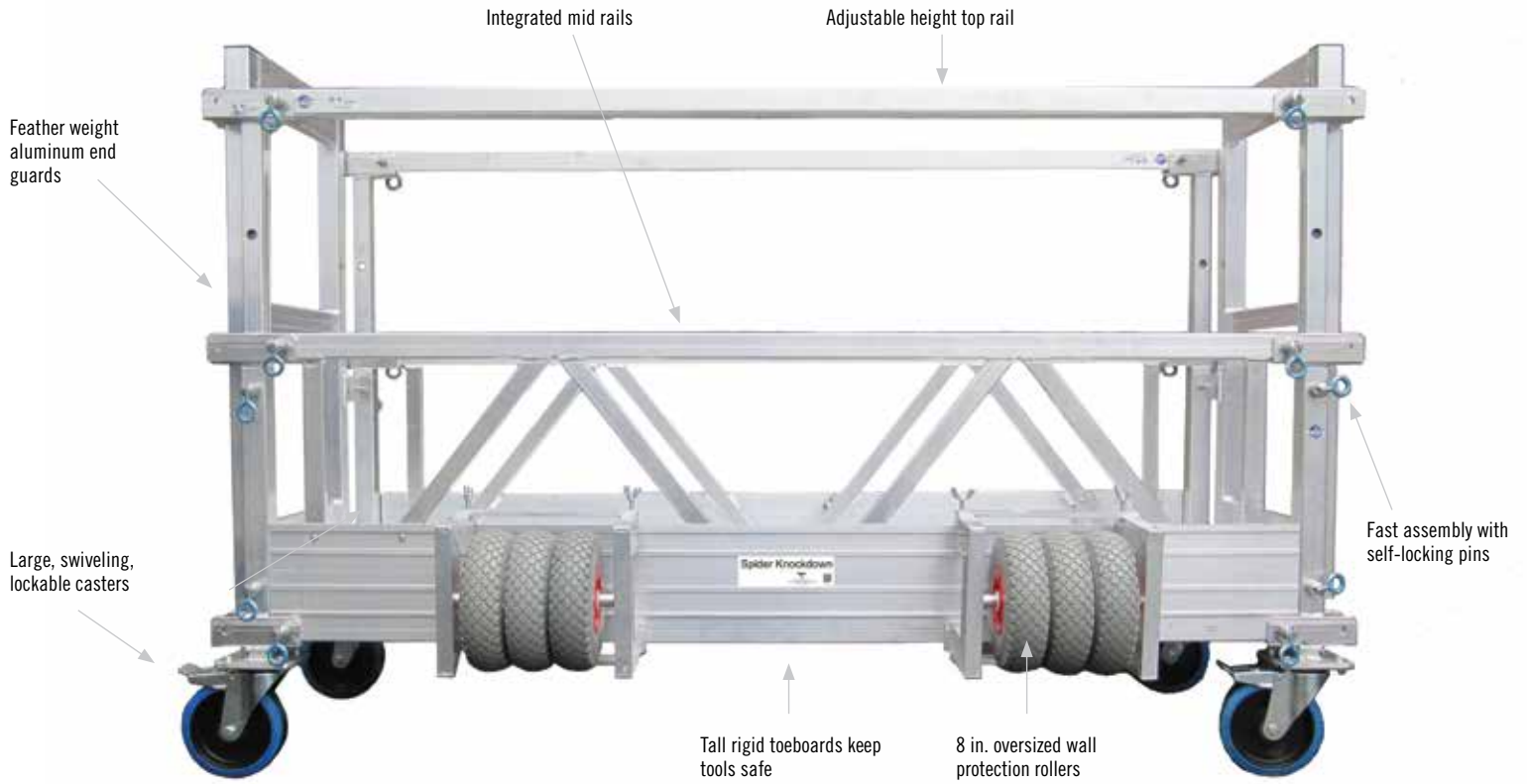
Compact parts are easy to transport and store, saving storage and inventory costs

Quick set-up - one person can easily assemble and disassemble in less than 10 minutes

Light weight makes it easy to load and unload on trucks

24 branches allow faster response time and shorter lead time, and reduce cost to inventory spare parts, lowering the total cost of ownership; Also make project, technical and engineering support available locally 24/7

Spider Knockdown Features



Spider Knockdown Platform with End Stirrups

Total platform length		Platform configuration		Total platform weight		Rated working load		Maximum # of sections
Ft/inch	Meter	In sections (ft)	In sections (m)	Lbs	Kg	Lbs	Kg	
3 ft 3 in.	1	3	1	225	102	2000	909	1
6 ft 6 in.	2	7	2	297	135	2000	909	2
9 ft 9 in.	3	10	3	337	153	2000	909	2
13 ft 6 in.	4	7-7	2-2	422	192	2000	909	2
16 ft 6 in.	5	10-7	3-2	464	211	2000	909	2
19 ft 6 in.	6	10-10	3-3	504	229	2000	909	2
23 ft 3 in.	7	7-10-7	2-3-2	590	268	1500	682	3
26 ft 3 in.	8	10-7-10	3-2-3	631	287	1500	682	3
29 ft 3 in.	9	10-10-10	3-3-3	671	305	1000	455	4
33 ft	10	10-7-7-10	3-2-2-3	757	344	1000	455	4
36 ft	11	10-10-7-10	3-3-2-3	799	363	1000	455	4
39 ft	12	10-10-10-10	3-3-3-3	838	381	1000	455	4
42 ft 9 in.	13	10-10-7-7-10	3-3-2-2-3	924	420	750	341	5
45 ft 9 in.	14	10-10-7-10-10	3-3-2-3-3	966	439	750	341	5
48 ft 9 in.	15	10-10-10-10-10	3-3-3-3-3	1005	457	750	341	5



End guardrail can be used in combination with Walk-Thru Stirrups



Self-locking pins



Walk-Thru Stirrup



Durable, light weight aluminum deck



Wall rollers

Spider Knockdown Platform with Walk-Thru Stirrups

Total platform length		Wire rope distance		Platform configuration		Total platform weight		Rated working load		Maximum # of sections
Ft/in.	Meter	Ft/in.	Meter	In sections (ft)	In sections (m)	Lbs	Kg	Lbs	Kg	
30 ft 9 in.	9	23 ft 3 in.	7	10-10-10 ^a	3-3-3 ^d	1001	455	1000	455	5
33 ft 9 in.	10	26 ft 3 in.	8	10-7-7-10 ^a	3-2-2-3 ^d	1087	494	1000	455	5
36 ft 9 in.	11	29 ft 3 in.	9	10-7-10-10 ^a	3-2-3-3 ^d	1129	513	1000	455	5
40 ft 6 in.	12	33 ft	10	10-10-10-10 ^a	3-3-3-3 ^d	1168	531	1000	455	5
43 ft 6 in.	13	36 ft	11	10-10-7-7-10 ^a	3-3-2-2-3 ^d	1254	570	1000	455	5
46 ft 6 in.	14	39 ft	12	10-10-7-10-10 ^a	3-3-2-3-3 ^d	1296	589	1000	455	5
50 ft 3 in.	15	42 ft 9 in.	13	10-10-10-10-10 ^a	3-3-3-3-3 ^d	1335	607	750	341	7
53 ft 3 in.	16	45 ft 9 in.	14	10-10-7-7-10-10 ^a	3-3-2-2-3-3 ^d	1421	646	750	341	7
56 ft 3 in.	17	48 ft 9 in.	15	10-10-10-7-10-10 ^a	3-3-3-2-3-3 ^d	1463	665	750	341	7
46 ft 6 in.	14	33 ft - 39 ft	10-12	10-10-7-10-10 ^b	3-3-2-3-3 ^e	1296	589	750	341	7
49 ft 6 in.	15	36 ft - 42 ft 9 in.	11-13	10-10-10-10-10 ^b	3-3-3-3-3 ^e	1335	607	750	341	7
52 ft 3 in.	16	39 ft - 45 ft 9 in.	12-14	10-10-7-7-10-10 ^b	3-3-2-2-3-3 ^e	1421	646	750	341	7
56 ft 3 in.	17	42 ft 9 in. - 48 ft 9 in.	13-15	10-10-10-7-10-10 ^b	3-3-3-2-3-3 ^e	1463	665	750	341	7
59 ft 3 in.	18	45 ft 9 in.	14	10-10-10-10-10-10 ^c	3-3-3-3-3-3 ^f	1503	683	750	341	7
62 ft 3 in.	19	48 ft 9 in.	15	10-10-10-7-7-10-10 ^c	3-3-3-2-2-3-3 ^f	1586	721	750	341	7

^a Outer 3-meter sections include 3 3 cantilevered sections.

^b Outer 7 sections include cantilevered sections of between 3 and 7.


^c Outer 10 sections include 7 cantilevered sections.

^d Outer 3-meter sections include 1-meter cantilevered sections.

^e Outer 3-meter sections include cantilevered sections of between 1 and 2 meters.

^f Outer 3-meter sections include 2-meter cantilevered sections.

Note: The tables above assume that 2 powered hoists will be used. Total platform weight does NOT include weight of hoists, material, or workers. Rated working load must be evenly distributed on platform. For information about configurations not listed here, please consult your Spider dealer.



Spider Knockdown - One Solution; Multiple Applications

The safe, stable and simple modular design of the Spider Knockdown platform offers ideal suspended scaffold access, providing a practical and trusted solution for safely maintaining virtually any type of structure.



Whether a longtime customer or new to Spider, we strive to make you more productive in ways you value:

- Increased uptime
- Better productivity
- Lower total cost of ownership
- Safer operation for your employees

Spider is the largest manufacturer and distributor of access and fall protection solutions in North America, serving more customers with a wider variety of products and services than any other company.



Available for purchase.
Call
877-774-3370
today to order your
Spider Knockdown.



Scan the code for RFQ

