

Wire Rope Assemblies


Part Number	Lengths Available	Termination Rigging Point	Termination Bitter End
-xxx denotes length i.e. 1329-175 and 4405-550			
700939-xxx	100 to 500 ft (30.5 to 152.4 m) in 25 ft (7.6 m) increments; 550 ft (167.6 m) and above in 50 ft (15.2 m) increments	Flemish Eye Splice with Steel Swaging Sleeve and Galvanized Thimble	Tapered Brazed Bullet
701450-xxx	100 to 500 ft (30.5 to 152.4 m) in 25 ft (7.6 m) increments; 550 ft (167.6 m) and above in 50 ft (15.2 m) increments	Flemish Eye Splice with Steel Swaging Sleeve and Galvanized Thimble	Tapered Brazed Bullet
701354-xxx	100 to 500 ft (30.5 to 152.4 m) in 25 ft (7.6 m) increments; 550 ft (167.6 m) and above in 50 ft (15.2 m) increments	Nicropress Oval Sleeves and Galvanized Thimble	Tapered Brazed Bullet
700018-xxx	100 to 500 ft (30.5 to 152.4 m) in 25 ft (7.6 m) increments; 550 ft (167.6 m) and above in 50 ft (15.2 m) increments	Flemish Eye Splice with Steel Swaging Sleeve and Galvanized Thimble	Tapered Brazed Bullet
701478-xxx	100 to 500 ft (30.5 to 152.4 m) in 25 ft (7.6 m) increments; 550 ft (167.6 m) and above in 50 ft (15.2 m) increments	Flemish Eye Splice with Steel Swaging Sleeve and Galvanized Thimble	Tapered Brazed Bullet
1329-xxx*	100 to 500 ft (30.5 to 152.4 m) in 25 ft (7.6 m) increments; 550 ft (167.6 m) and above in 50 ft (15.2 m) increments	Flemish Eye Splice with Steel Swaging Sleeve and Galvanized Thimble	Swaged, Forged Cable Drum Hook
701990-xxx	100 to 500 ft (30.5 to 152.4 m) in 25 ft (7.6 m) increments; 550 ft (167.6 m) and above in 50 ft (15.2 m) increments	18 in. Flemished Eye Splice with Slip On Thimble	Swaged, Forged Cable Drum Hook
4405-xxx	100 to 500 ft (30.5 to 152.4 m) in 25 ft (7.6 m) increments; 550 ft (167.6 m) and above in 50 ft (15.2 m) increments	Flemish Eye Splice with Steel Swaging Sleeve and Galvanized Thimble	Swaged, Forged Cable Drum Hook
701447-xxx	100 to 500 ft (30.5 to 152.4 m) in 25 ft (7.6 m) increments; 550 ft (167.6 m) and above in 50 ft (15.2 m) increments	Flemish Eye Splice with Steel Swaging Sleeve and Galvanized Thimble	Swaged, Forged Cable Drum Hook
701353-xxx	100 to 500 ft (30.5 to 152.4 m) in 25 ft (7.6 m) increments; 550 ft (167.6 m) and above in 50 ft (15.2 m) increments	Nicropress Oval Sleeves and Galvanized Thimble	Swaged, Forged Cable Drum Hook
4863-xxx	200 to 750 ft (61 to 228.6 m) in 50 ft (15.2 m) increments	Flemish Eye Splice with Steel Swaging Sleeve and Galvanized Thimble	Swaged, Forged Cable Drum Hook
4775-xxx	100 to 500 ft (30.5 to 152.4 m) in 25 ft (7.6 m) increments; 550 ft (167.6 m) and above in 50 ft (15.2 m) increments	Flemish Eye Splice with Steel Swaging Sleeve and Galvanized Thimble	Swaged, Forged Cable Drum Hook

For Insulated Wire Rope Assemblies, see part numbers 701108-xxx and 701118-xxx in Wire Rope Insulation & Welding on page 139.
*1329-xxx is available with eye splice or swaged terminations. Consult your Spider professional to order the appropriate assemblies.

Construction	Min. Breaking Strength in lbs. (kg)	Weight/Foot lbs. (kg)	Used with Traction Hoists: SC40/30, SC1000/1500, ZMAC/1000®	Used with Drum Hoists: ST-17, ST-180, ST-19 ST-26, LSR1
5/16 in. 5 x 26 WSRR XXIP Galvanized	10,540 (4,780.9)	18 (8.2)	✓	
8.4 mm 5 x 26 WSR HDPP core Galvanized	11,572 (5,249)	19 (8.6)	✓	
8.4 mm 5 x 26 WSR HDPP core Galvanized	11,572 (5,249)	19 (8.6)	✓	
8.4 mm 6 x 19 XXIP IWRC	12,500 (5,669.9)	19 (8.6)	✓ PI Applications Only	
3/8 in. 6 x 19 IWRC	15,100 (6,849.2)	19 (8.6)	✓ PI Applications Only	
5/16 in. 5 x 26 WSRR XXIP	9,380 (4,254.7)	18 (8.2)		✓
5/16 in. 5 x 26 WSRR XXIP	9,380 (4,254.7)	18 (8.2)		✓
5/16 in. 6 x 19 XIP IWRC Galvanized	10,540 (4,780.9)	18 (8.2)		✓
8.4 mm 5 x 26 WSR HDPP core Galvanized	11,572 (5,249)	19 (8.6)		✓
8.4 mm 5 x 26 WSR HDPP core Galvanized	11,572 (5,249)	19 (8.6)		✓
8.4 mm 6 x 19 XXIP Preformed IWRC	12,500 (5,669.9)	19 (8.6)		✓ PI Applications Only
3/8 in. 6 x 19 XIP IWRC	15,100 (6,849.2)	26 (11.8)		✓ PI Applications Only

Spider does not recommend Fist Grips for suspension wire rope terminations for general use due to manufacturer's more frequent inspection and specific torque requirements. Wire Rope Assembly specifications subject to change. Contact your Spider professional for additional information.

Steel Wire Rope (702185-1)



- 5 x 26 Warrington Seale compacted construction with high-density polypropylene core
- Preformed, galvanized, right hand regular lay
- Supplied on 5,000 ft (1,524 m) one-way reels and custom cut to shorter lengths

Specifications:	5/16 in. nominal (0.323 in. +/- 0.003 in. design)
Weight	171 lbs./ft (255 g/m)
Minumum breaking strength:	11,500 lbs. (51 kN)

Wire Winder (9-98)



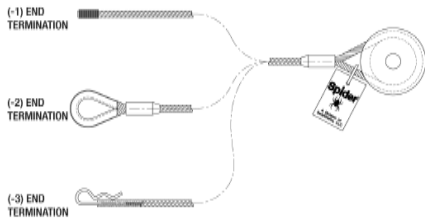
Specifications:	9-98
Capacity:	Will handle up to 600 ft (182.9 m) of 5/16 in. (8 mm) diameter wire rope or up to 500 ft (152.4 m) of 3/8 in. (10 mm) diameter wire rope
Weight:	32 lbs. (14.5 kg)
Dimensions:	
Base unit	9 3/4 x 24 1/2 x 12 1/4 in. (248 x 622 x 311 mm)
Cage unit	20 1/4 in. (514 mm) OD
Construction:	Steel

Key Features:

- Large storage capacity
- Compact and lightweight – fits on deck of any scaffold 24 in. (610 mm) or wider
- Easy to install and operate – optional adapter attaches to hoist exit guide and hoist automatically feeds wire rope into the rotating basket
- Rugged and maintenance free – all welded construction and entirely zinc plated for corrosion protection
- Eliminates the ‘tail line’ in the suspension wire ropes below the scaffold to prevent damage to the building or possible injury to pedestrians
- Prevents wire ropes from being blown into power lines on tight jobsites or being crushed or snagged by a vehicle
- Provides convenient, tangle-free storage of wire ropes between usage and prevents contamination by dirt to prolong rope life
- Greatly reduces line handling on ‘roof rigged’ jobs

Insulated Thimbles

For use in insulated thimble assemblies
Nylon insulated thimble; 1/3 in. (8.4 mm)
Complies with OSHA Standard 29 CFR
1926.451 (f) (17)



701074 insulated thimble assembly
shown with all 3 termination options

Part Number	Description	Length
4897	Insulator Assy; Wire Rope	30 in. (762 mm)
701074-1	Insulated Thimble Assy; Seize End	30 ft (9.1 m)
701074-2	Insulated Thimble Assy; Thimble End	1.25 ft (0.38 m)
701074-3	Insulated Thimble Assy; Clip	30 ft (9.1 m)



701074-1



701074-2



701074-3

SC1000 and Zmac/1000® Arc Guard Kit (701301-2)



Also Available:
Traction Hoist Arc Guard Kit For
SC30/SC40 (701301-1)

Wire Rope Insulator Assembly (4897)

Plastic dipped porcelain
insulator assembly



**Need help understanding the OSHA
codes regarding welding from
suspended platforms?**

**Request our flyers on welding by calling our
professionals at 877-774-3370**

Safety Welding Ground (701151-1)



Provides additional ground between the suspended platform and the
structure as required by OSHA for welding applications.
Specifically complies with OSHA Standard 29 CFR 1926.451 (f) (17)

- Large handle speeds magnet removal and relocation.
- Kellums grips prevent clamp from accidentally detaching from platform.
- Built by Spider in the USA

* Verify with carrier if this can be transported by air freight

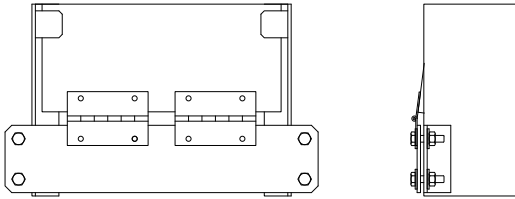
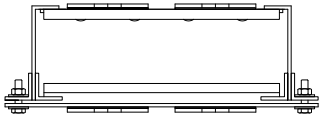
**More information online at
www.spiderstaging.com**

For more information, call: 1-877-774-3370

Arc Guard Kits (1581, SA-1083, SA-1083-1000, SA-1083-26, 4485)



Top Arc Guard 4485



Bottom Arc Guard 700947-1

SA-1083-x: Kits include 4485 Top Assembly pictured at left, a 1581 Mid Assembly and a 700947-1 Bottom Arc Guard Assembly.

1581: Split tube assembly with Velcro closures to wrap around a wire rope

The top end of this assembly has two chains with hooks to attach to a hoist. This arc guard assembly can be used in the welding application to guard against contact from the hoist tail line and the platform.

Complies with OSHA Standard 29 CFR 1926.451 (f) (17)

SA-1083: 9 in. (229 mm) drum
500 ft (152 m) of wire rope

SA-1083-1000: 16 in. (406 mm) drum
1,000 ft (305 m) of wire rope

SA-1083-26: For ST-26 Mini Drum
235 ft (71.6 m) of wire rope

Welding Arc Guard (4485): top guard used with the SA-1083, SA-1083-1000 and SA-1083-26 kits

INSULATED THIMBLE ASSY.
701074-2 (SHOWN)
OR 701074-1, 4897 OR 4904

