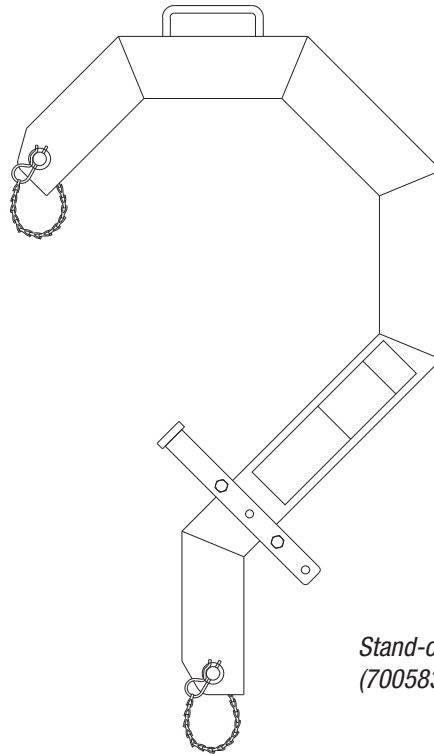


Hooks & Clamps

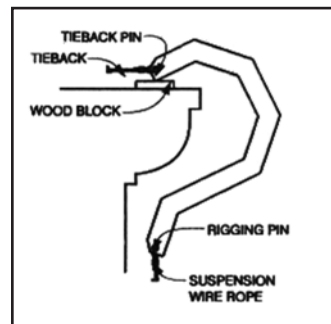
Cornice Hook (700558-12-1 & 700558-21-1)

- Structurally designed for point loading applications
- 12 in. (305 mm) welded steel construction
- Extensive product labels make set-up goof-proof
- Can also be mounted on a parapet wall
- Built by Spider in the USA



Stand-off Bracket optional
(700583-1)

Specifications: 700558-12-1 & 700558-21-1	
Load/Capacity:	1,250 lbs. (567 kg) point loaded 1,500 lbs. (680.4 kg) parapet loaded
Weight:	
700558-12-1	30 lbs. (13.6 kg)
700558-21-1	46 lbs. (20.8 kg)
Outreach:	
700558-12-1	12 in. (305 mm) maximum
700558-21-1	21 in. (533 mm) maximum
Optional:	
700583-1	Stand-off used to thrust out from wall in five adjustable positions from 2 1/8 in. to 9 1/8 in. (55 to 233 mm) at 1 3/4 in. (44 mm) increments; Actual thrust out depends on where bracket is clamped to hook



More information online at
www.spiderstaging.com

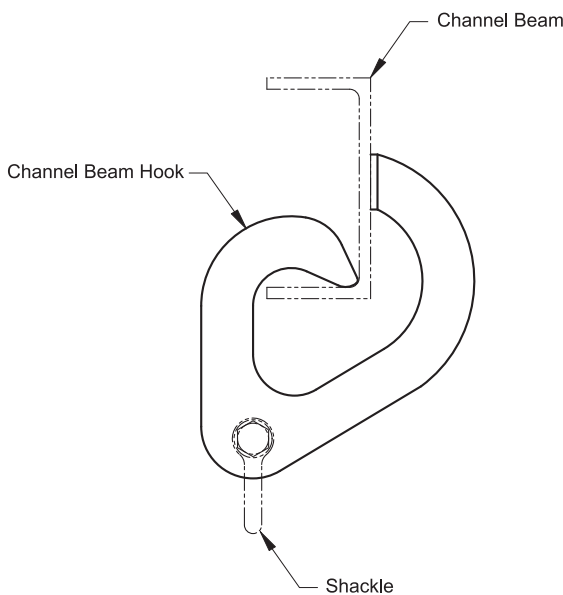
For more information, call: 1-877-774-3370

Parapet Hooks (700770-1, 700772-1, 700773-1)

- For parapet loading only
- Steel construction 13, 20 and 27 in. (330, 508 and 686 mm) throat openings
- Made in USA



Specifications: 700770-1, 700772-1, 700773-1	
Load/Capacity:	1,500 lbs. (680.4 kg)
Weight:	
700770-1	35 lbs. (15.9 kg)
700772-1	44 lbs. (20 kg)
700773-1	50 lbs. (22.7 kg)
Max. Parapet Thickness:	
700770-1	12 in. (305 mm) maximum
700772-1	13-19 in. (330-483 mm)
700773-1	20-26 in. (508-660 mm)
Optional:	
SA-1089	Stand-off Bracket used with all three parapet hooks listed above; allows thrust out from wall in 4 5/8 in. and 7 3/4 in. (117 and 197 mm) adjustment positions; Actual thrust out depends on where bracket is attached to hook



Channel Beam Hook (SA-1579)

- Steel construction
- Designed for use on a structural channel section with depths from 6-15 in. (152-381 mm)
- Use only on a level beam or channel that has the web set vertically.
- Built by Spider in the USA

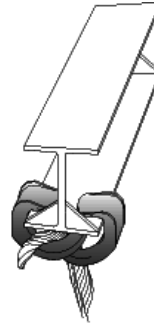
Specification:	SA-1579
Load/Capacity:	1,000 lbs. (453.6 kg)

Hooks & Clamps (Continued)

Rigging Hook (SA-3205 & SA-1073)

- Steel construction
- Designed for structural steel applications, particularly for I- and H-beams in combination with an 18 in. (457 mm) eye splice for limited industrial applications.
- Used in horizontal transfer applications
- Contact your Spider professional for more information
- Made in USA

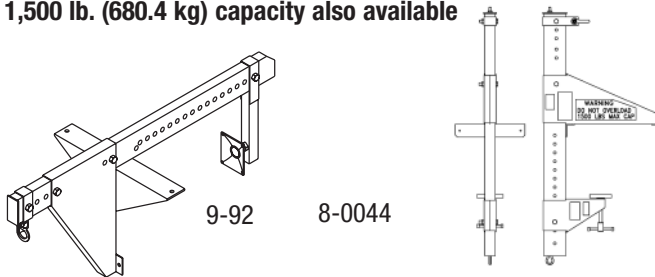
Specifications:	SA-3205 & SA-1073
Load/Capacity:	Maximum 1,500 lbs. (680.4 kg)
Use:	
SA-3205	with flanges wider than 6 in. (152 mm)
SA-1073	with flanges wider than 4 in. (102 mm)



Use fist grips to secure this device during unloading

Aluminum Parapet Clamp (9-92 & 8-0044)

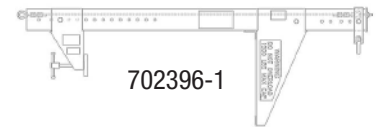
- Designed for maximum versatility—multiple throat openings fit different parapet widths
 - Time-tested durable design
 - Extensive product labels make set-up goof-proof
 - Built by Spider in the USA
- 1,500 lb. (680.4 kg) capacity also available**



Extended Parapet Clamp (702396-1)



- Allows for parapet clamp use on parapet walls up to 44 in. (1,118 mm) thick. New labeling allows for use of a parapet clamp as a tieback anchorage when roof conditions provide no anchorage point.
- Heavy duty steel and aluminum alloy construction
- No tools required for installation
- Thorough labeling ensures worry-free installation
- Use beam portion 702606-1 with existing 8-0044 front and rear assemblies to modify parapet clamps in the field, allowing greater fleet flexibility
- Built by Spider in the USA



Specifications:	9-92	8-0044	702396-1
Load/Capacity:	Maximum 1,000 lbs. (453.6 kg)	Maximum 1,500 lbs. (680.4 kg)	Maximum 1,500 lbs. (680.4 kg)
Length:	53.25 in. (1,353 mm)	59.5 in. (1,511 mm)	56 in. (1,422 mm)
Weight:	45 lbs. (20.4 kg)	52 lbs. (23.6 kg)	58 lbs. (26 kg)
Outreach:	Maximum reach: 20 in. (508 mm) with a 23 in. (584 mm) maximum throat opening	Maximum reach: 24 in. (610 mm)	Maximum reach: 24 in. (610 mm)
Maximum Throat Opening:	29 in. (737 mm) with a 17 in. (432 mm) outreach	20.88 in. (530 mm)	44 in. (1,118 mm) with a 24 in. (610 mm) outreach
Construction:	Aluminum	Steel & aluminum	Steel & aluminum