



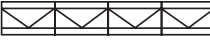

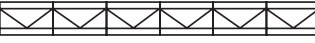



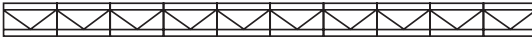



# Modular Platform Configurations with End Adapter Stirrups

Platform Length 3 ft (1 m)		1000 lb (453.6 kg) Rating
Platform Length 5 ft (1.5 m)		1000 lb (453.6 kg) Rating
Platform Length 10 ft (3 m)		1000 lb (453.6 kg) Rating
Platform Length 15 ft (4.5 m)		1000 lb (453.6 kg) Rating
Platform Length 20 ft (6.1 m)		1000 lb (453.6 kg) Rating
Platform Length 25 ft (7.6 m)		1000 lb (453.6 kg) Rating
Platform Length 30 ft (9.1 m)		1000 lb (453.6 kg) Rating
Platform Length 35 ft (10.7 m)		1000 lb (453.6 kg) Rating
Platform Length 40 ft (12.2 m)		1000 lb (453.6 kg) Rating
Platform Length 45 ft (13.7 m)		750 lb (340.2 kg) Rating
Platform Length 50 ft (15.2 m)		750 lb (340.2 kg) Rating

**Platform disclaimers:**

- Some configurations based on 1,500 lb. (680.4 kg) capacity hoists
- Load ratings based on minimum weight configurations
- Maximum weight configurations assembled from only 5 ft (1.5 m) sections
- Minimum weight configurations assembled using a maximum number of 10 ft (3 m) sections
- Stirrup and cross beam assemblies can be used with modular platforms on consultation with your Spider professional.
- **Configurations using longer, specially engineered platforms available. Consult your Spider professional.**



Single Line Kits available. See page 84 for details.

5 ft (1.5 m) section with single line kit configured as Blade Access Platform, see page 189 for details.