

Bosun Chair (9-73)



The current hoists that are used in this chair are the Zmac/1000®, SC30 and SC40 series hoists and other brand traction hoists.

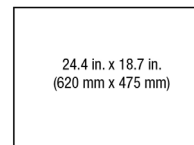
The hoist mounts directly below the seat of the bosun chair. The wire rope enters at the top of the mast between the roller and the inside of the mast tube. The space between the two rollers at the top of the mast is designed for a secondary wire rope on a different hoist. At all times, the wire ropes enter the top of the mast in a straight vertical alignment. There is no reason to bend the wire rope or change its direction. As the wire rope leaves the hoist, it moves downward in a straight vertical movement through the space created on the bottom of the chair.

- Steel and molded polymer construction

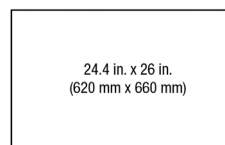
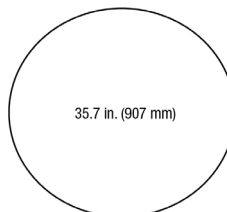
Minimum
Circular Access
Requirements*



Minimum
Rectangular Access
Requirements*



Foot Pegs Folded Up



Foot Pegs Folded Down

* Dimensions expressed when hoist is mounted to chair.

Specifications	9-73
Live Load Capacity:	250 lb (113.4 kg) – one person
Dimensions:	
From base of chair to top of mast	63 in. (1,600 mm)
From outside of caster to the seat	24.4 in. (620 mm)
From edge to edge on seat (width)	18.7 in. (475 mm)—with foot pegs folded up, this is the smallest width
From tip to tip on foot pegs when folded down (width)	26 in. (660 mm)
Weight without Hoist:	38 lb (17.2 kg)