




SC30 Air Spider Climber



The SC30 is the scaffolding industry's premier heavy-duty, air driven traction hoist. Spider relies on the dependable workhorse performance of the SC30 in its rental fleet.

Modular construction allows for quick and easy use, inspection and maintenance (with 2 bolt disassembly).

Key features:

- Built-in overspeed brake
- Controlled descent
- Emergency stop button
- Tolerant light touch reeving system
- Available on special order basis only

Can be combined with a variety of stirrups and platforms

For all compatible accessories, see page 47.

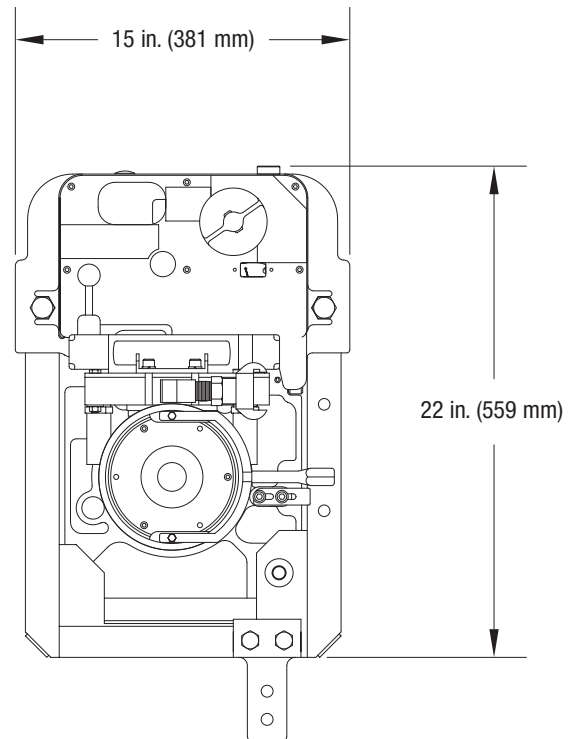
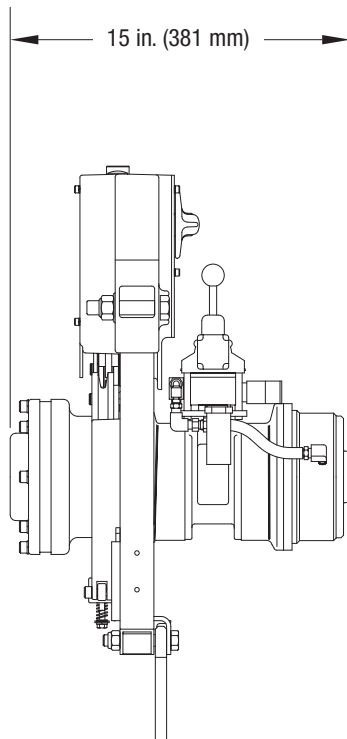

INDUSTRIAL PRODUCT OFFERINGS

Protect your investment!
Use hoist cover 94-001 on page 225.

For welding installation details, see pages 197-198.

Specifications:	SC30
Gross Load Capacity:	1,000 lbs. (453.6 kg) at 100 psi 1,250 lbs. (567 kg) at 120 psi
Dimensions:	15 x 15 x 22 in. (381 x 381 x 559 mm)
Weight:	115 lbs. (52.2 kg)
Travel Speed:	35 ft/min (10.7 m/min)
Power:	100/120 psi @ 80 cfm
Construction:	Aluminum and steel

For more information, call: 1-877-774-3370



**More information online at
www.spiderstaging.com**

For more information, call: 1-877-774-3370